



U. S. Steel Tubular Products

USS-TALON HTQ™

Threaded and Coupled Semi-Premium Connection

A Cost-Effective Solution with Exceptional Torque Capacity

Runout thread to maximize efficiency

- 100% tension and compression efficiency

Patented wedge thread form

- Robust thread form derived from the USS-EAGLE connection family with over 10 million ft of proven field performance
- Reliable and quick make-up that retains the preload torque
- Proven sealability without special thread compounds
- Pin and coupling thread interface optimized for fatigue performance
- Exceptional operational torque capacity available with operating loads needed for challenging wellbores

Reduced hoop stress couplings

- Alleviates the potential of sulfide stress cracking and improves product performance in sour service environments
- USS-TALON HTQ™ is designed to use coupling outside diameters (OD) per API 5CT 10th Edition
- Interchangeable within a given pipe OD

- Available in casing sizes from 4 1/2" to 8 5/8" with alternate drift where required
- Full scale testing program validated fatigue life, FRAC cycling performance and operational torque capabilities typical for production casing applications in horizontal shale wells with extended laterals, including casing rotation during installation and while cementing
- Qualified to a modified API-5C5 CAL I with liquid to 100% of pipe body ratings, with additional gas evaluation successful up to 80% of pipe body ratings
- Analyzed and optimized using 2D axisymmetric and 3D Finite Element Analysis (FEA)

460 Wildwood Forest Drive | Suite 300S | Spring, Texas 77380
Tel: (877) 893-9461 | Fax (281) 671-3880 | www.usstubular.com

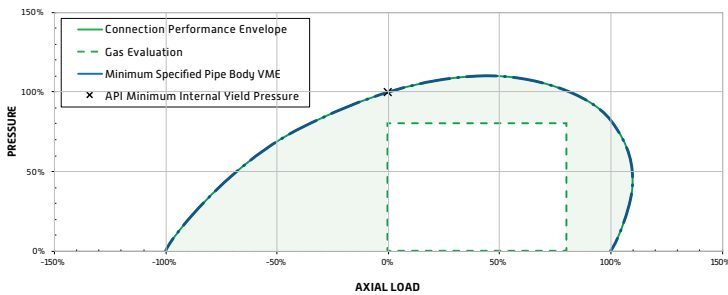
© 2020 U. S. Steel Tubular Products | All Rights Reserved



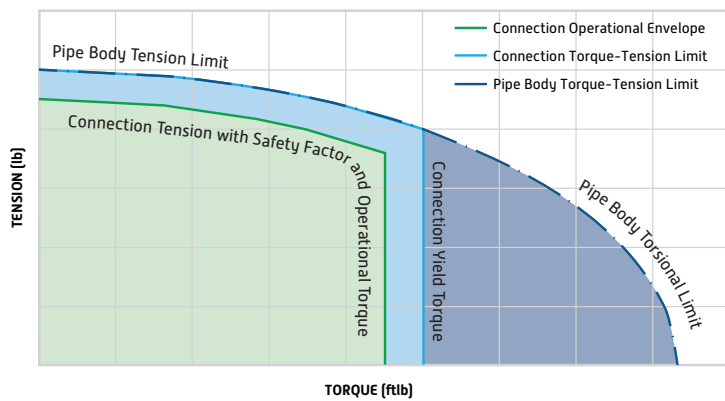
U. S. Steel Tubular Products

USS-TALON HTQ™

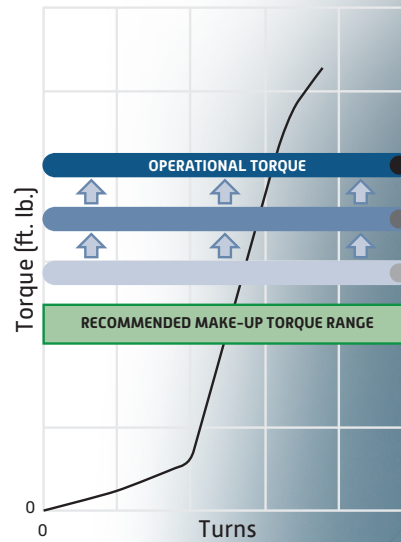
USS-TALON HTQ™
Connection Performance Envelope



USS-TALON HTQ™
Operational Torque-Tension Envelope




Torque vs Turn Graph



Finite Element Analysis



Stresses at Recommended Make-up Torque



Stresses Under Capped-End Internal Pressure

All material contained in this publication is for general information only. This material should not therefore, be used or relied upon for any specific application without independent competent professional examination and verification of its accuracy, suitability and applicability. Anyone making use of the material, does so at their own risk and assumes any and all liability resulting from such use.